

## ACTIVATES SIGNALS FROM A TOUCH-TONE PHONE

- Magnetic latching relays hold contact closure until reset
- User-selectable access code provides security
- LED status indicators
- Unique tones indicate status and prompt commands for remote access
- Terminal block connections
- UL Listed power supply

# Telephone Activated Remote Control

## Model 300RC

The Federal Signal 300RC provides remote control of ten single-pole/double-throw (SPDT) relays and remote monitoring of ten external switch contacts or logic levels. The 300RC is simple to understand, easy to install, secure and effective.

The Model 300RC is connected to a phone line with a standard 6-position modular cable. At the time of installation, a security access code is recorded directly into the 300RC via dip-switches. After the third ring on the line, the 300RC will answer and prompt the user to enter the user-defined access code. If the wrong code is entered four times, the device hangs up.

Entry of the access code is followed by a command prompt. The user can check the status of ten switch contact inputs through easily distinguishable audio tones. Once status is determined, the user can turn the switches on or off remotely via the touch-tone keypad of their telephone.

When the 300RC is wired directly to Federal Signal SelectTone® panels (300VSC-1 and 300SCW-1), it is possible to remotely activate the tone signals. The 300RC can also be used to activate messages from the 300MB pre-recorded message units.

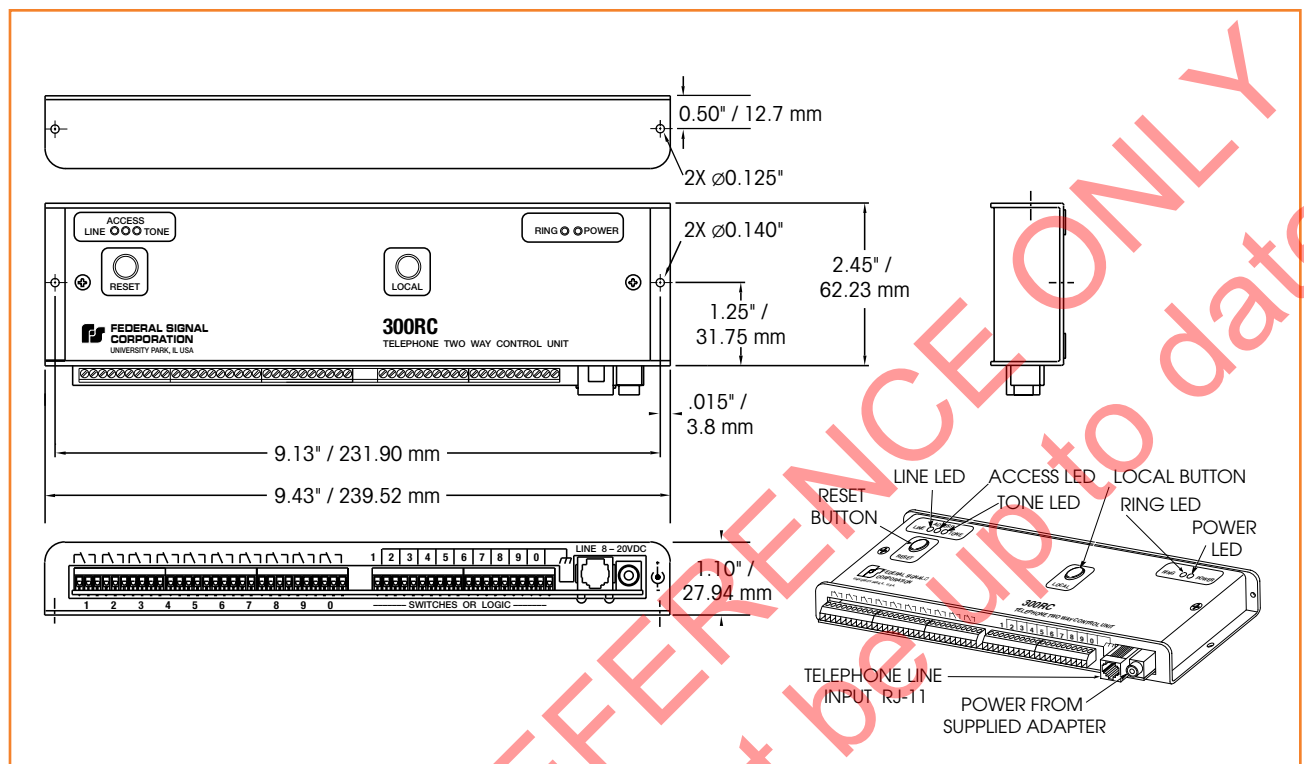
In addition to initiating control panel inputs, the 300RC can be used to activate relays which control the power to audible visual signals or other devices.

Mounting holes on the cover include two #8 holes on the end flanges or two holes on the narrow flanges for mounting on a 1¾-inch rack panel.

The 300RC is ideal for applications where it is difficult or costly to run dedicated control wiring to remote devices, or where the convenience of telephone activation or monitoring is desired. For those facilities that have existing PBX wiring, the phone system can now be utilized as a means of signal activation and status monitoring.




## TELEPHONE ACTIVATED REMOTE CONTROL (300RC)



### RELAY COMMANDS



Pressing keys 0 - 9 will turn on relays 0 - 9. As long as the key is pressed, the associated relay will stay on.



Pressing the pound sign key followed by the numeric key will latch the associated key on.

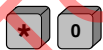


Pressing the pound sign key twice followed by the numeric key will latch the associated relay off.



Pressing the pound sign key three times will turn all relays off.

### STATUS REQUEST COMMANDS



Pressing the star sign key followed by a numeric key will poll the status of the associated input channel.

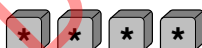


Pressing the star sign key twice followed by the numeric key will indicate if the status of an input has changed since the last call.



Pressing the star sign key three times followed by the numeric key will poll the status of the associated relay.

### MISC

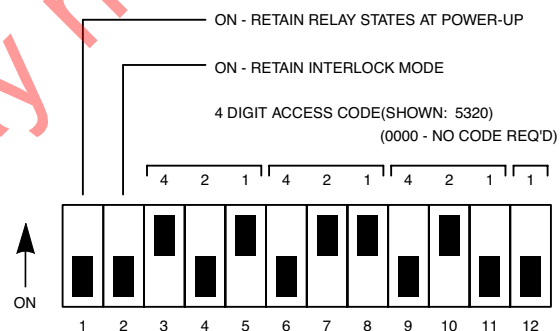


Pressing the star sign key four times will cancel a command.



Unconditionally hang up

### TOGGLE SWITCH FOR ACCESS CODE



### SPECIFICATIONS

Size:	9.5" x 2.5" x 1"	
	24.1 x 6.4 x 2.5 (cm)	
Relay Contact:	SPDT 2A Resistive 50VDC	
Power:	8-15VDC@50mA (110VAC adapter supplied)	
Net Weight:	1.20 lbs.	0.54 kg
Shipping Weight:	1.85 lbs.	0.84 kg

### HOW TO ORDER

- Specify model number
- Please refer to Model Number Index 300RC beginning on page 377